

EVOKE



american  drew®


a L A  B O Y company

EVOKE



Influenced by the clean lines of transitional design, the Evoke collection projects an up-to-date style of its own. Elm veneers combined with metal components, travertine stone inserts and custom hardware, create a fusion between contemporary and traditional. Evoke is then finished in a Barley tone to blend into any décor.

Evoke features soft-close drawers, Sunbrella performance fabric (on select items), custom hardware, and natural travertine stone (on select items).



OPPOSITE PAGE:
509-306R PANEL BED 6/6
 W81 D86 H66

Consists of:

-306 PANEL BED HEADBOARD 6/6
 W80 D2-1/4 H66

**-307 PANEL BED FOOTBOARD
 WITH SLAT PACK 6/6**

W81 D1-3/4 H24

-R42 BOLT ON RAILS 5/0-6/6
 W82 D2 H10


509-422 BACHELOR'S CHEST
 W36 D17 H32

Three drawers, recessed area in back with outlet plug, Travertine marble insert in top, adjustable levelers

American Drew proudly offers care-free Sunbrella® performance fabrics.

Sunbrella® performance fabrics provide superior protection with a soft, comfortable feel.

Sunbrella® Fabric Features:
• Fade and Stain Resistant
• Easy Cleanability



509-422 BACHELOR'S CHEST



509-422 BACHELOR'S CHEST
Travertine top detail, electric connection in back of case (inset)

509-422 BACHELOR'S CHEST

W36 D17 H32

Three drawers, recessed area in back with outlet plug, Travertine marble insert in top, adjustable levels

509-316R UPHOLSTERED

SHELTERED BED 6/6

W81-3/4 D88 H60

Consists of:

-316 UPHOLSTERED SHELTERED BED

HEADBOARD 6/6-6/0

W80-3/4 D8 H60

-317 UPHOLSTERED SHELTERED

BED FOOTBOARD WITH SLAT PACK 6/6-6/0

W81-3/4 D3 H18

Features Sunbrella performance fabric

-R55 BOLT ON RAILS 5/0-6/6

W77 D3-1/4 H13-1/2

509-130 DRAWER DRESSER

W68 D19 H38

Eight drawers, bottom two drawers are cedar lined, adjustable levels

509-030 LANDSCAPE MIRROR

W48 D3/4 H38

Beveled mirror; mirror supports and hangers



509-130 DRAWER DRESSER
W68 D19 H38

Eight drawers, bottom two drawers are cedar lined, adjustable levelers

509-030 LANDSCAPE MIRROR
W48 D3/4 H38

Beveled mirror; mirror supports and hangers

OPPOSITE PAGE:

509-215 DRAWER CHEST
W40 D19 H58

Six drawers, bottom bottom drawer is cedar lined, center foot, adjustable levelers



509-020 SQUARE MIRROR
W38 D1-1/16 H38
Beveled mirror; mirror supports and hangers

509-131 BUREAU
W58 D19 H42
Nine drawers, bottom two drawers are cedar lined, center foot, brown jewelry tray in top center drawer, adjustable levelers

509-420 NIGHTSTAND
W30 D17 H29-1/2
Three drawers, recessed area in back with outlet plug, adjustable levelers

509-306R PANEL BED 6/6
W81 D86 H66
Consists of:
-306 PANEL BED HEADBOARD 6/6
W80 D2-1/4 H66
-307 PANEL BED FOOTBOARD WITH SLAT PACK 6/6
W81 D1-3/4 H24
-R42 BOLT ON RAILS 5/0-6/6
W82 D2 H10



509-420 NIGHTSTAND
 W30 D17 H29-1/2
 Three drawers, recessed area in back with outlet
 plug, adjustable levelers

OPPOSITE PAGE:
509-020 SQUARE MIRROR
 W38 D1-1/16 H38
 Beveled mirror; mirror supports
 and hangers

509-131 BUREAU
 W58 D19 H42
 Nine drawers, bottom two drawers are cedar lined, center
 foot, brown jewelry tray in top center drawer,
 adjustable levelers



509-131 BUREAU
 Jewelry tray drawer detail.



509-857 SIDEBOARD

W68 D18 H40

Four doors, three drawers, two adjustable wood shelves, center foot, brown silverware insert in top center drawer, Travertine marble insert in top, adjustable levelers

509-622 UPHOLSTERED DINING CHAIR

W23 D27-11/16 H40

Seat Height: 19, Seat Depth: 18-1/2

Upholstered Seat and Back

Fabric: Sunbrella

Color: Linen-Champagne

509-701R ROUND DINING TABLE

W54 D54 H30

Consists of:

-701 ROUND DINING TABLE TOP

W54 D54 H4

-B01 ROUND DINING TABLE BASE

W37-1/2 D37-1/2 H26

Metal wrapped base, adjustable levelers



American Drew proudly offers care-free Sunbrella® performance fabrics.

Sunbrella® performance fabrics provide superior protection with a soft, comfortable feel.

Sunbrella® Fabric Features:

- Fade and Stain Resistant
- Easy Cleanability





509-857 **SIDEBOARD**
Silverware drawer detail



OPPOSITE PAGE:
509-857 **SIDEBOARD**
W68 D18 H40


Four doors, three drawers, two adjustable wood shelves, center foot,
brown silverware insert in top center drawer,
Travertine insert in top, adjustable levelers

American Drew proudly offers care-free Sunbrella® performance fabrics.

Sunbrella® performance fabrics provide superior protection with a soft, comfortable feel.

Sunbrella® Fabric Features:

- Fade and Stain Resistant
- Easy Cleanability



509-857 SIDEBOARD

W68 D18 H40

Four doors, three drawers, two adjustable wood shelves, center foot, brown silverware insert in top center drawer, Travertine insert in top, adjustable levelers

509-636 SLAT BACK SIDE CHAIR

W19-3/16 D23-5/8 H42

Seat Height: 18-3/4, Seat Depth: 18

Upholstered seat, wood back

Fabric: Sunbrella

Color: Linen-Champagne

509-701R ROUND DINING TABLE

W54 D54 H30

Consists of:

-701 ROUND DINING TABLE TOP

W54 D54 H4

-B01 ROUND DINING TABLE BASE



W37-1/2 D37-1/2 H26

Metal wrapped base, adjustable levelers

American Drew proudly offers care-free Sunbrella® performance fabrics.

Sunbrella® performance fabrics provide superior protection with a soft, comfortable feel.

Sunbrella® Fabric Features:
• Fade and Stain Resistant
• Easy Cleanability



509-760R TRESTLE DINING TABLE
Shown with 509-636 Slat Back Side Chair
and 509-622 Upholstered Side Chair.

509-857 SIDEBOARD

W68 D18 H40

Four doors, three drawers, two adjustable wood shelves, center foot, brown silverware insert in top center drawer, Travertine insert in top, adjustable levelers

509-636 SLAT BACK SIDE CHAIR

W19-3/16 D23-5/8 H42

Seat Height: 18-3/4, Seat Depth: 18
Upholstered seat, wood back
Fabric: Sunbrella
Color: Linen-Champagne

509-637 SLAT BACK ARM CHAIR

W22-1/2 D23-5/8 H42

Seat Height: 18-3/4, Seat Depth: 18
Arm Height: 25-1/4
Upholstered seat, wood back
Fabric: Sunbrella
Color: Linen-Champagne

509-760R TRESTLE DINING TABLE

W84 D42 H30

Consists of:

-760 TRESTLE DINING TABLE TOP

W84 D42 H4

-B60 TRESTLE DINING TABLE BASE

W64-1/8 D26 H26

Two 20" leaves, extends to 124"
Table size with 1 leaf: W104 D42 H30
Table size with 2 leaves: W124 D42 H30
One leaf is self storing, metal wrapped base, adjustable levelers



509-918 ROUND END TABLE
 DIA25 H24
 Metal wrapped base



509-916 CHAIRSIDE TABLE
 W16 D26 H25
 Metal wrapped base



509-918 ROUND END TABLE
 DIA25 H24
 Metal wrapped base

509-910 RECTANGULAR COCKTAIL TABLE
 W52 D30 H19
 Metal wrapped base

509-916 CHAIRSIDE TABLE
 W16 D26 H25
 Metal wrapped base



509-919 ROUND ACCENT TABLE
DIA22 H25

OPPOSITE PAGE:
509-020 SQUARE MIRROR
W38 D1-1/16 H38
Beveled mirror; mirror supports and hangers

509-925 SOFA TABLE
W60 D16 H30
Metal wrapped base



EVOKE



509 EVOKE

STRAIGHT GRAIN ELM VENEERS AND HARDWOOD SOLIDS IN A BARLEY FINISH

Featuring soft self-closing drawer guides.



Finishes ordered at different times are not guaranteed to match. Woods have grain and color variations due to growth patterns of each tree. The result is a beautiful and unique piece. Due to these variations, finishes on individual pieces are not guaranteed to match. The finish shown here has been reproduced as accurately as photographic and printing technologies allow. For the truest representation, please contact your American Drew dealer.

Care & Cleaning

Care of fine finishes: American Drew finishes are naturally resistant to minor everyday hazards and accidents; however, some precautions are necessary to maintain the beauty of your wood furniture.

- Dust with a soft clean cloth slightly moistened with water, and then dry completely with another clean cloth. Always rub in the direction of the wood grain.
- Avoid cigarettes, hot dishes, moisture and harsh solvents such as nail polish and alcohol.
- Do not place beverages directly on furniture.
- Use pads beneath accessories when writing or eating.
- Remove spills and smudges immediately.
- Pliable materials should not be left on a wood surface; they can damage the finish.
- Furniture should not be placed near heat, outlets, windows, or in direct sunlight.



509-020 SQUARE MIRROR
W38 D1-1/16 H38
Beveled mirror; mirror supports and hangers
pages: 8/9, 11, 23



509-030 LANDSCAPE MIRROR
W48 D3/4 H38
Beveled mirror; mirror supports and hangers
pages: 4/5, 7



509-130 DRAWER DRESSER
W68 D19 H38
Eight drawers, bottom two drawers are cedar lined, adjustable levelers, center foot
pages: 4/5, 7



509-131 BUREAU
W58 D19 H42
Nine drawers, bottom two drawers are cedar lined, center foot, brown jewelry tray in top center drawer, adjustable levelers
pages: 8/9, 11



509-215 DRAWER CHEST
W40 D19 H58
Six drawers, bottom drawer is cedar lined, center foot, adjustable levelers
page: 6



509-304R PANEL BED 5/0
W65 D86 H66
Consists of:
-304 PANEL BED HEADBOARD 5/0
W64 D2-1/4 H66
-305 PANEL BED FOOTBOARD WITH SLAT PACK 5/0
W65 D1-3/4 H24
-R42 BOLT ON RAILS 5/0-6/6
W82 D2 H10



509-306R PANEL BED 6/6
W81 D86 H66
Consists of:
-306 PANEL BED HEADBOARD 6/6
W80 D2-1/4 H66
-307 PANEL BED FOOTBOARD WITH SLAT PACK 6/6
W81 D1-3/4 H24
-R42 BOLT ON RAILS 5/0-6/6
W82 D2 H10
pages: 3, 8/9



509-307R PANEL BED 6/0
W81 D90 H66
Consists of:
-306 PANEL BED HEADBOARD 6/6
W80 D2-1/4 H66
-307 PANEL BED FOOTBOARD WITH SLAT PACK 6/6
W81 D1-3/4 H24
-R44 BOLT ON RAILS 6/0
W86 D3-5/8 H11



509-313R UPHOLSTERED SHELTERED BED 5/0
W65-3/4 D88 H60
Consists of:
-313 UPHOLSTERED SHELTERED BED HEADBOARD 5/0
W64-3/4 D8 H60
-314 UPHOLSTERED SHELTERED BED FOOTBOARD WITH SLAT PACK 5/0
W65-3/4 D3 H18
-R55 BOLT ON RAILS 5/0-6/6
W77 D3-1/4 H13-1/2
Note: Slat pack ships with footboard



509-316R UPHOLSTERED SHELTERED BED 6/6
W81-3/4 D88 H60

Consists of:

-316 UPHOLSTERED SHELTERED BED HEADBOARD 6/6-6/0

W80-3/4 D8 H60

-317 UPHOLSTERED SHELTERED BED FOOTBOARD

WITH SLAT PACK 6/6-6/0

W81-3/4 D3 H18

-R55 BOLT ON RAILS 5/0-6/6

W77 D3-1/4 H13-1/2

pages: 4/5



509-420 NIGHTSTAND

W30 D17 H29-1/2

Three drawers, recessed area in back with outlet plug, adjustable levelers

pages: 8/9, 10



509-422 BACHELOR'S CHEST

W36 D17 H32

Three drawers, recessed area in back with outlet plug, Travertine insert in top, adjustable levelers

pages: 3, 4/5



509-317R UPHOLSTERED SHELTERED BED 6/0

W81-3/4 D92 H60

Consists of:

-316 UPHOLSTERED SHELTERED BED HEADBOARD 6/0-6/6

W81-3/4 D8 H60

-317 UPHOLSTERED SHELTERED BED FOOTBOARD

WITH SLAT PACK 6/0-6/6

W81-3/4 D3 H18

-R59 BOLT ON RAILS 6/0

W81 D3-7/8 H13-1/2



509-622 UPHOLSTERED DINING CHAIR

W23 D27-11/16 H40

Seat Height: 19, Seat Depth: 18-1/2

Upholstered Seat and Back

Fabric: Sunbrella

Color: Linen-Champagne

Packed 2 per carton

pages: 12/13, 19



509-636 SLAT BACK SIDE CHAIR

W19-3/16 D23-5/8 H42

Seat Height: 18-3/4, Seat Depth: 18

Upholstered seat, wood back

Fabric: Sunbrella

Color: Linen-Champagne

Packed 2 per carton

pages: 16/17, 18/19



509-637 SLAT BACK ARM CHAIR

W22-1/2 D23-5/8 H42

Seat Height: 18-3/4, Seat Depth: 18

Arm Height: 25-1/4

Upholstered seat, wood back

Fabric: Sunbrella

Color: Linen-Champagne

Packed 2 per carton

pages: 18/19



509-701R ROUND DINING TABLE

W54 D54 H30

Consists of:

-701 ROUND DINING TABLE TOP

W54 D54 H4

-B01 ROUND DINING TABLE BASE

W37-1/2 D37-1/2 H26

Metal wrapped base, adjustable levelers

pages: 12/13, 16/17



509-760R TRESTLE DINING TABLE

W84 D42 H30

Consists of:

-760 TRESTLE DINING TABLE TOP

W84 D42 H4

-B60 TRESTLE DINING TABLE BASE

W64-1/8 D26 H26

Two 20" leaves, extends to 124"

Table size with 1 leaf: W104 D42 H30

Table size with 2 leaves: W124 D42 H30

One leaf is self storing, metal wrapped base, adjustable levelers

pages: 18/19



509-857 SIDEBOARD

W68 D18 H40

Four doors, three drawers, two adjustable wood shelves, center foot, brown silverware insert in top center drawer, Travertine insert in top, adjustable levelers

pages: 12/13, 14/15, 16/17, 18/19



509-910 RECTANGULAR COCKTAIL TABLE

W52 D30 H19

Metal wrapped base

pages: TK

pages: 20/21



509-916 CHAIRSIDE TABLE

W16 D26 H25

Metal wrapped base

pages: 20/21



509-918 ROUND END TABLE

DIA25 H24

Metal wrapped base

pages: 20/21



509-919 ROUND ACCENT TABLE

DIA22 H25

pages: 22



509-925 SOFA TABLE

W60 D16 H30

Metal wrapped base

pages: 23

a m e r i c a n  d r e w®

a L A  B O Y *company*



SKU: SA-C509
printed March 2016

All photographs, illustrations and specifications in this catalog are based on the latest product information available at the time of printing. American Drew reserves the right to discontinue items without notice and to make changes to colors, materials, equipment and specifications at any time. This catalog is intended to be distributed to authorized dealers, and possession does not constitute authority to purchase.

Not responsible for typographical errors.

© 2016 American Drew

PRINTED IN THE USA.